

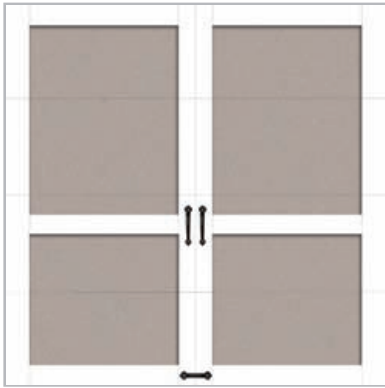


# Model 6100

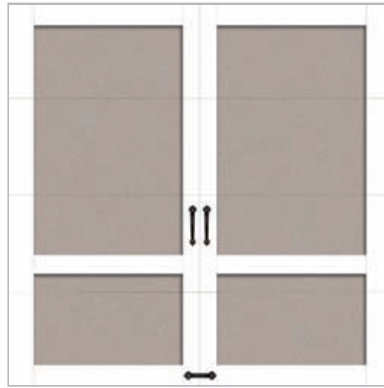
*Simple sophistication*

- ▶ Foamed-in-Place Insulation
- ▶ Variety of Designs
- ▶ Lifetime Limited Warranty

[www.Wayne-Dalton.com](http://www.Wayne-Dalton.com)



+Ashburn



+Richmond



Somerset



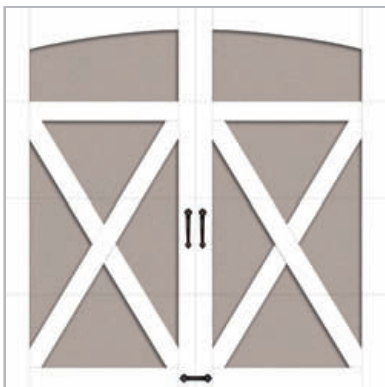
Brunswick



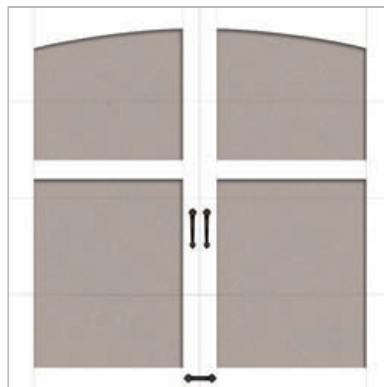
Arlington



Springfield



Lexington



+Savannah

\* All door top sections are available in arch or square design.

\* Most double-car door designs are equivalent to 2 single-car doors side by side.

+ Windows added to these panel designs contain DecaTrim™ framing surrounding each window.

*life's front door*<sup>SM</sup>

# Model 6100 Specifications (Continued)

## Door Construction

- Model 6100 features a four layer method of construction: Toughguard™ backer – polyurethane foam – steel facer – DecaTrim™ overlay.
- Steel door base has a two-coat, baked-on polyester finish that is virtually maintenance-free. This finish also makes an excellent base if you repaint to match the existing exterior colors of your home.
- The foamed-in-place polyurethane insulation is chemically bonded to each steel section, creating a structure with higher strength and dent resistance.
- The Toughguard™ backer is chemically bonded to the foam, creating a durable interior surface on your garage door, and one that improves the interior appeal.
- Heavy-gauge steel wraparound end caps trim-out door edges for better appearance, improved strength and to protect the insulation from damage.
- Integral foam-filled horizontal struts at the top and bottom of door sections add rigidity for long life and smooth operation – extra strength without extra weight.
- The polyurethane foam is CFC-11-free, so it's environmentally friendly.
- Sound-absorbing insulation makes the door operate quieter and eliminates wind-rattling.
- Attractive, low-profile hinges provide maximum strength between sections and add stability compared with ordinary vertical hinges. Hinges are factory-installed for proper alignment and smoother door operation.
- SilentGlide™ rollers with nylon tires and solid steel shafts provide years of smooth, quiet, dependable service.
- Spring system is TorqueMaster Plus™ or torsion, depending on door weight.

## Design

The DecaTrim™ accent overlays offer design flexibility and highly defined vertical door lines, for a unique look. DecaTrim™ stiles are provided in white only, but may be ordered on one of four section colors to provide a factory two-tone look.

## Decorative Door Hardware

Two decorative pull handles and one bottom section lift handle are standard with every Model 6100 door. Additional Decorative Hardware is available.



## Warranty

Model 6100 offers a Lifetime Limited Warranty on the door against cracking, splitting, rusting through or section deterioration. Wayne-Dalton warrants the DecaTrim™ overlay of the 6100 against defects in material and workmanship for a period of two years. See dealer for complete warranty details.



## StyleLine™ Windows

Window patterns are shown on a typical single-car door. Spacing of windows may change depending on door size.



Clear



Stockton III



Stockbridge



Cascade III



Arched Stockton



Waterton III

## Colors

The Model 6100 door is available in the 4 base colors shown below. DecaTrim™ overlays are provided in white only.



White



Almond



Taupe



Brown

Dealer Imprint Area