



Model 9400

Builder's Choice Steel Garage Door

R-10* Polyurethane Insulation

Carriage House Styling


Lifetime Limited Warranty

www.Wayne-Dalton.com



Model 9400 shown in Westfield design with optional decorative hardware

Door Construction

- Get the look of beautiful wood carriage house doors with the easy maintenance of steel.
- Low-profile embossed, high tensile steel panels give the look of wood with the strength of steel.
- Two-coat, baked-on polyester finish is virtually maintenance-free. This finish also makes an excellent base if you repaint to match the existing exterior colors of your home.
- The foamed-in-place polyurethane insulation is chemically bonded to each steel section, creating a structure with higher strength and dent resistance.
- Heavy-gauge steel wraparound end caps trim-out door edges for better appearance, improved strength and to protect the foamed-in-place polyurethane insulation from damage.
- The polyurethane foam is CFC-11 free, so it's environmentally friendly.
- Windload models available. 
- Pinch-resistant door panels help prevent finger injuries caused by closing garage door.
- Attractive, low-profile hinges provide maximum strength between sections and add stability compared with ordinary vertical hinges. Hinges are factory-installed for proper alignment and smoother door operation.
- Hot-dipped galvanized vertical supports add strength and durability.
- SilentGlide™ rollers with nylon tires and solid steel shafts provide years of smooth, quiet, dependable service.
- Bulb-shaped bottom seal remains flexible even in extreme cold to help keep the bad weather outside.
- Sound-absorbing insulation makes the door operate quieter and eliminates wind-rattling.
- An insulated garage door improves your energy efficiency and makes your house more green.

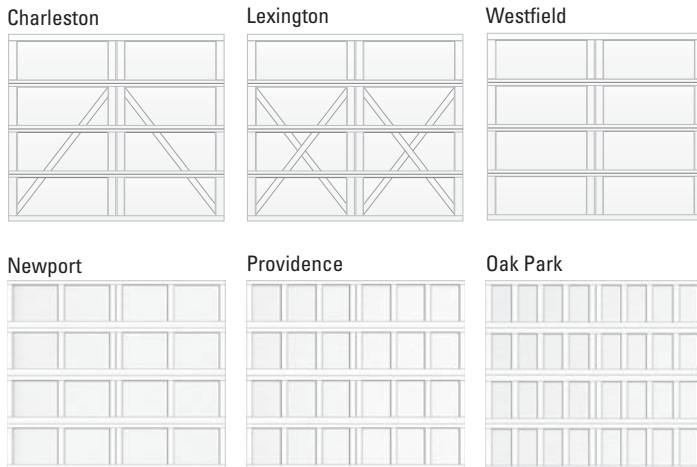


* Insulation values have been calculated in compliance with Dasma TDS-163 industry standards.

Model 9400 Specifications

Panel Designs

- Model 9400 is available in 8', 9', 15', 16', 18' widths and 7' and 8' heights.
- All panel designs are available in white only. Doors may be custom-painted using any quality exterior latex paint. See web site for paint instructions.



Safety & Security

- Pinch-resistant design helps push fingers out of harms way if accidentally placed near a closing door.
- The Wayne-Dalton TorqueMaster® Plus is the first counterbalance system to seal springs safely within a steel tube. It contains an anti-drop feature that eliminates the risk of door "free fall" and prevents potential serious injury.
- Tamper-resistant safety bottom brackets help avoid possible injury by preventing inadvertent loosening when the counterbalance cables are still under tension.


Warranty

Model 9400 offers a Lifetime Limited Warranty against cracking, splitting, rusting through or section deterioration. See dealer for complete warranty details.



Windows

- Many decorative window inserts are available to enhance the look of your garage door, which in turn enhances the look of your home.



Arched Stockton and Stockton III may be combined on double-width doors by special order.

Decorative Hardware Options

Rust-resistant galvanized steel trim with black powder coating and pebble texture.



Energy Efficiency & Noise Control

- The R-10* polyurethane insulation is substantially more effective than the same thickness of common polystyrene insulation.
- Bulb shaped bottom seal remains flexible even in the cold to keep out bad weather.
- The foamed-in-place insulation helps block street noise from entering into living areas that adjoin the garage.



* Insulation values have been calculated in compliance with Dasma TDS-163 industry standards.

